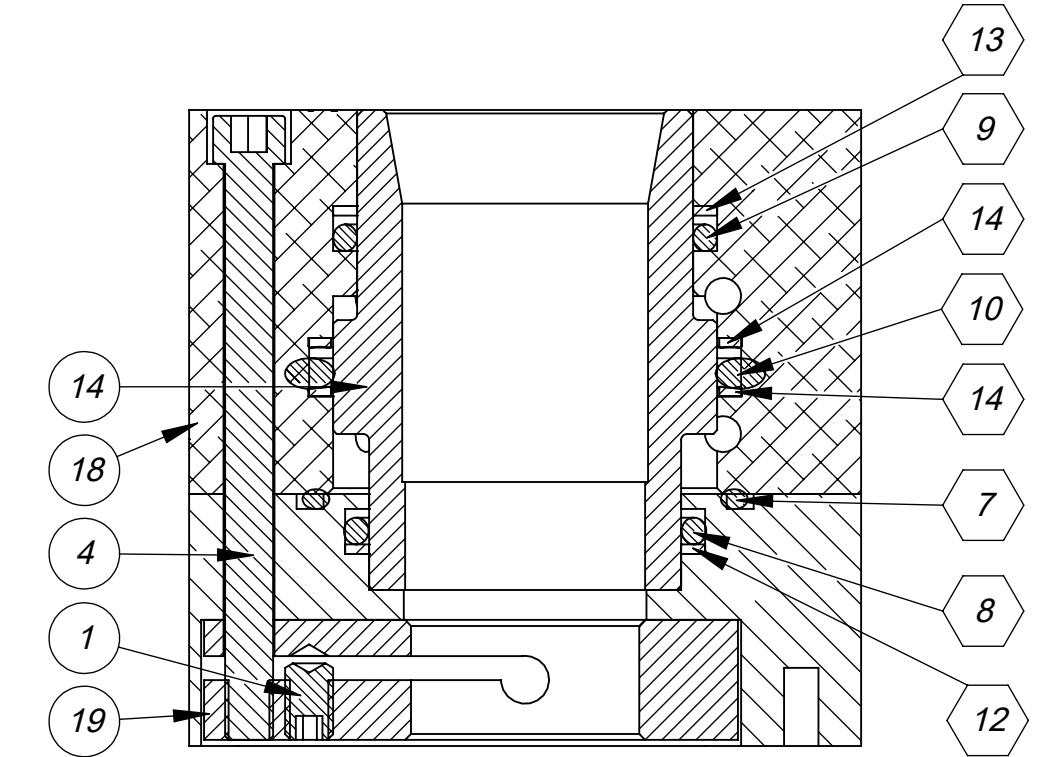
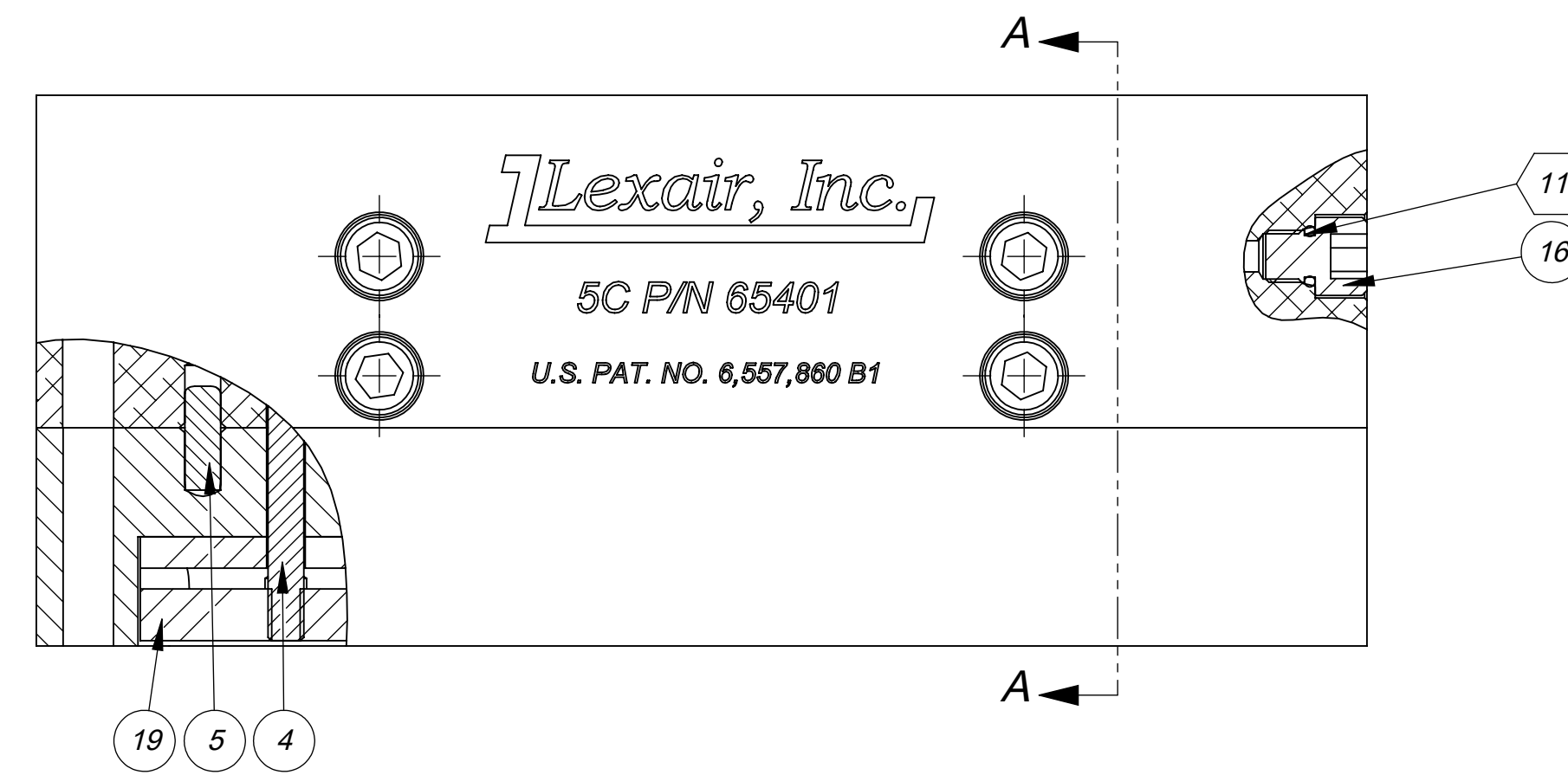
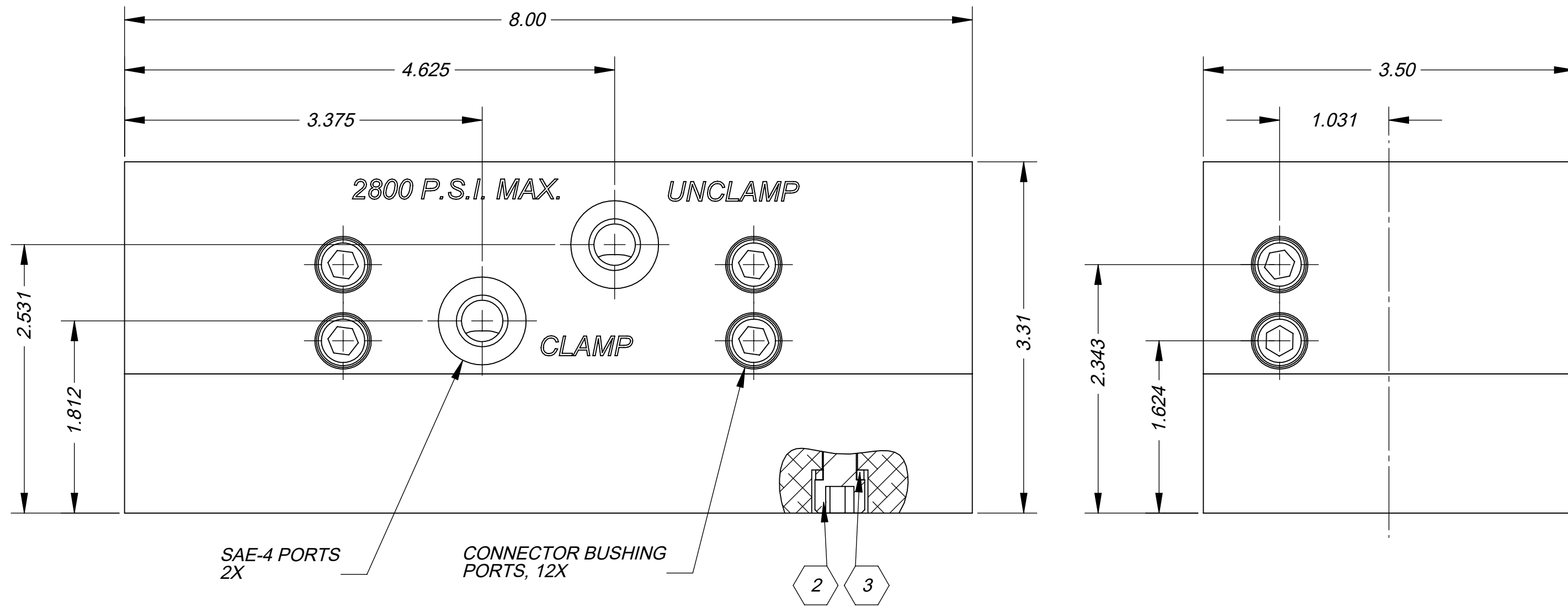
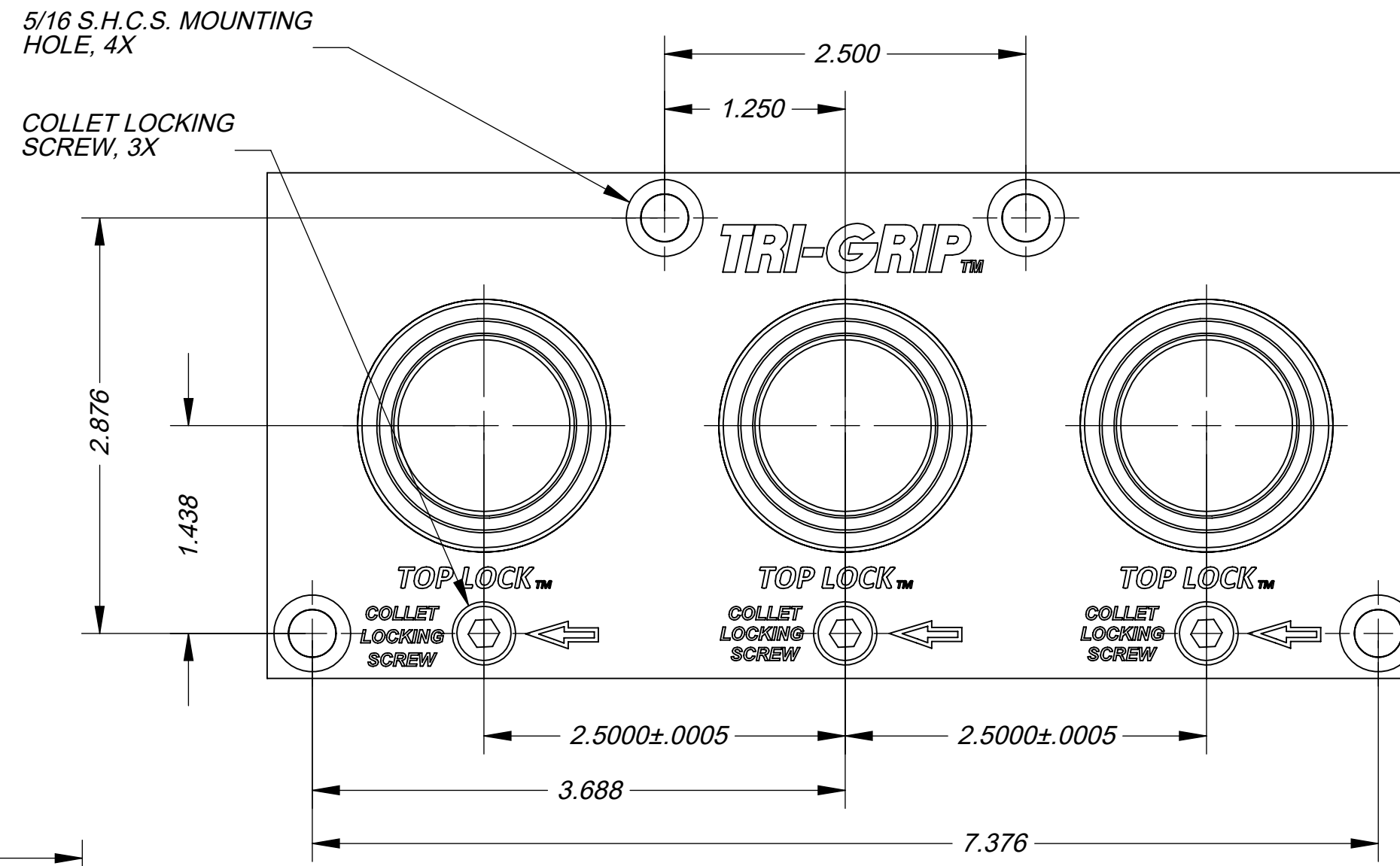
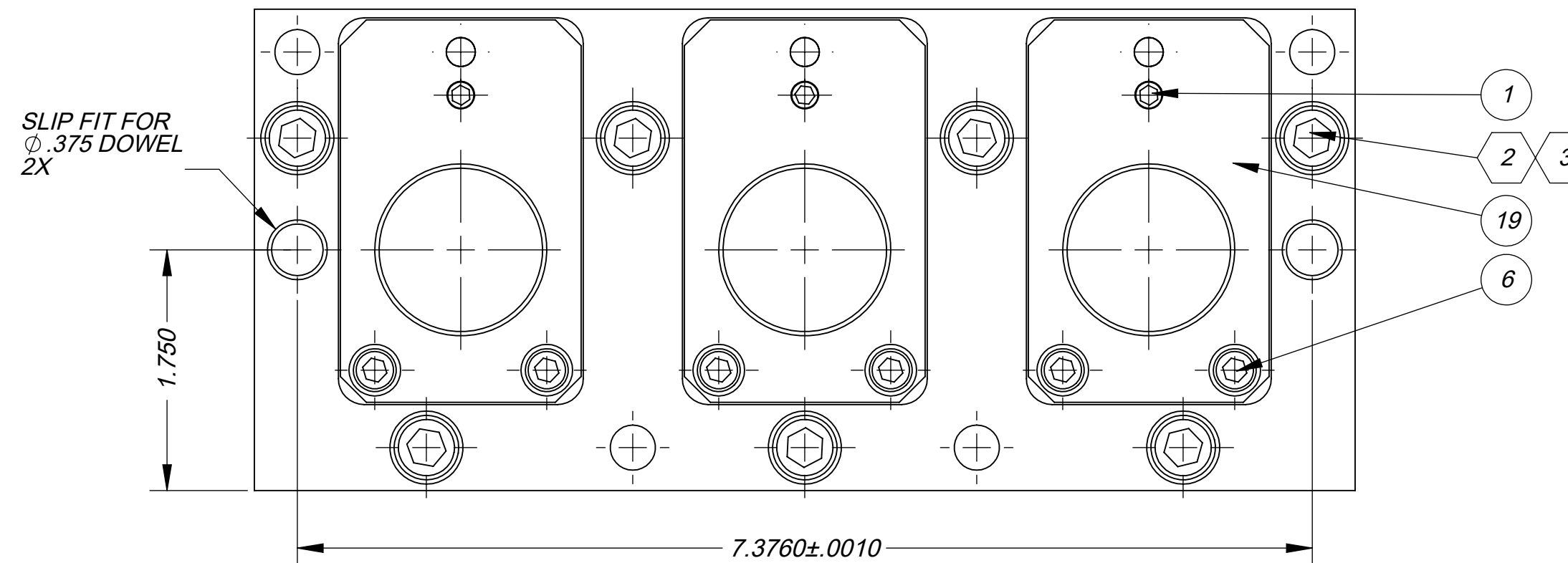
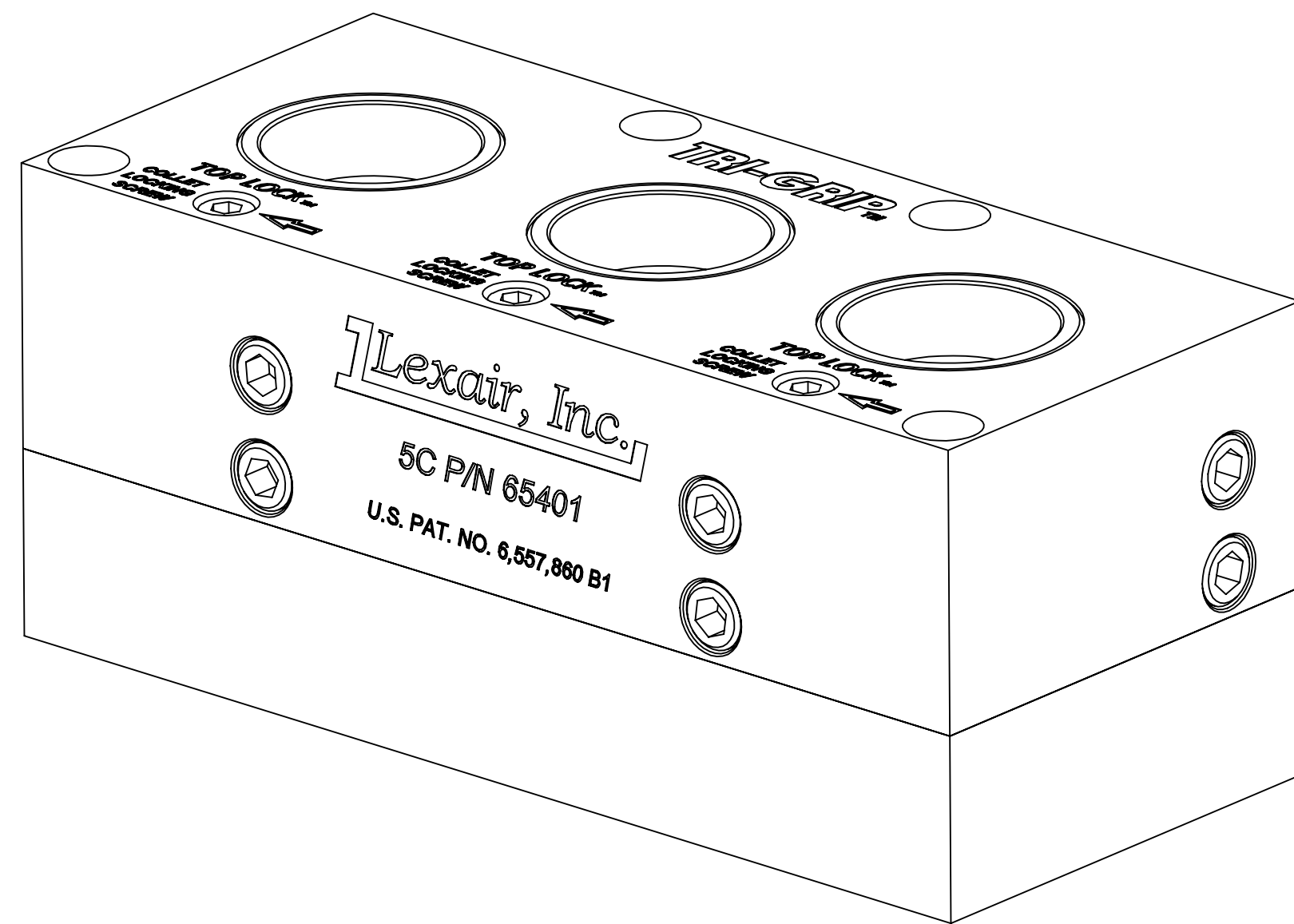


ITEM NO.	PART NUMBER	DESCRIPTION	QTY.
1	01-0094	SCREW, SET, SH, 1/4-20 X .38	3
2	01-2046-8	SCREW, SHC, 5/16-18 X 1.50	7
3	01-2059	WASHER, LOCK, STEEL, 5/16 BLOX	7
4	01-2341	SCREW, SHC, 1/4-28 X 3.00	3
5	01-2342	PIN, DOWEL, .25 X .63	2
6	01-2357	SCREW, SHC, #10-24 X .75 NYLOK	6
7	04-01-138	O-RING, BUNA, -138	3
8	04-01-223	O-RING, BUNA 70, -223	3
9	04-01-224	O-RING, BUNA, -224	3
10	04-01-226	O-RING, BUNA, -226	3
11	04-01-902	O-RING, BUNA, -902	12
12	04-31-223	BACK-UP RING, PARBAK #223	3
13	04-31-224	BACK-UP RING, PARBAK #224	3
14	04-31-226	BACK-UP RING, PARBAK #226	6
15	65-0058-1	PISTON	3
16	65-0065	PLUG, PRESSURE, CC	12
17	65-0131	BASE	1
18	65-0132	BODY	1
19	65-0133	NUT, COLLET	3



SECTION A-A



- NOTES:
1. MAX PRESSURE 2800 PSI.
 2. APPROXIMATE RADIAL GRIP FORCE = 2.89 X PRESSURE.
 3. ITEMS IN HEX BALLOONS ARE INCLUDED IN THE STD. REPAIR KIT 65-0228.

THE DOCUMENT AND ITS CONTENTS ARE THE PROPERTY OF LEXAIR, INC. THEY ARE FURNISHED TO YOU ON THE FOLLOWING CONDITIONS:
 THIS DOCUMENT OR ITS CONTENTS ARE NOT TO BE USED OR REPRODUCED IN ANY MANNER INCONSISTENT WITH THE RIGHTS OF LEXAIR, INC.
 NO PART OF THIS DOCUMENT OR ITS CONTENTS ARE TO BE COPIED, REPRODUCED, OR DISCLOSED OF ANY KIND WITHOUT THE WRITTEN CONSENT
 OF ITS DETERMINED AND ARE NOT TO BE COPIED, REPRODUCED, OR DISCLOSED OF ANY KIND WITHOUT THE WRITTEN CONSENT.

REVISIONS

- A ECL-17030: CHANGED PSI MAX FROM 5000 TO 2800
- B ECL-17046: ADDED THE NEW TRI-GRIP LOGO

Tolerances Unless Otherwise Specified: TYPE FINISHED AS CAST DEC .00 ± .015° ± .030° DEC .000 ± .005° ± .010° FRACTIONAL ± .184° ± .152° ANGLES ± .12° ± .1°	MATERIAL SPEC.	PC. NO.: 65401
	PROCESS SPEC.	MADE FROM: SEE B.O.M.
FINISH: 175 µin.		MODEL FILE: 65401.SLDASM
TRI-GRIP COLLET CLOSER, 5C, ASS'Y.		CAD FILE: 65401.sldtrw
LEXAIR		D 65401
DRAWN: MBR CHECKED: JDR APRVD: TPO	SHEET NO. 1 of 1 SCALE: 1:1	SHEETS: 1 APPROX. WT. 10.442 LBS

